

## Modular Cooking Range Line thermaline 90 - 20 lt Well Freestanding Electric Pasta Cooker, 1 Side, H=700

ITEM # \_\_\_\_\_

MODEL # \_\_\_\_\_

NAME # \_\_\_\_\_

SIS # \_\_\_\_\_

AIA # \_\_\_\_\_



589471 (MCKCEADDAO)

20lt electric Pasta Cooker,  
one-side operated

### Short Form Specification

#### Item No.

Unit constructed according to DIN 18860\_2 with 20 mm drop nose top and 70 mm recessed plinth. Internal frame for heavy duty sturdiness in stainless steel. 2 mm top in 1.4301 (AISI 304). Flat surface construction, easily cleanable. THERMODUL connection system enables seamless worktop when units are connected and avoids soil penetrating. Appliance which can also be used to cook noodles of every kind, rice, dumplings and vegetables. Water basin in 1.4435 (AISI 316L) stainless steel, with automatic constant water level re-fill and water temperature regulation via sensors. Integrated drip tray to drain baskets. Compatible with automatic basket lifting system to facilitate lifting operations. Safety systems and automatic low-water level shut-off protect against overheating. All-round basin raised edges to protect against soil infiltration. Standby function saves energy and quickly recovers maximum power. Metal knobs with embedded hygienic silicon "soft" grip enable easier handling and cleaning. IPX5 water resistant certification.

Configuration: Freestanding, One-side operated.

### Main Features

- Constant water level refill.
- Automatic low-water level shut-off: no accidental over-heating.
- In addition to cooking pasta, the appliance can be used for noodles of every kind, rice, dumplings and vegetables.
- All major components may be easily accessed from the front.
- Easy to clean basin with rounded corners.
- THERMODUL connection system creates a seamless work top when units are connected to each other thus avoiding soil penetrating vital components and facilitating the removal of units in case of replacement or service.
- Metal knobs with embedded hygienic "soft-touch" grip for easier handling and cleaning. The special design of the controls prevents infiltration of liquids or soil into vital components.
- Large visible digital display manufactured in tempered glass to resist heat and chemicals, showing temperatures or power settings. The display also shows on/off status of the appliance and on/off status of the heating elements.
- Raised edge all around the well to protect from infiltration of dirt from worktop.
- Automatic two-speed water refill regulated by water level sensor at maxim or minimum volume.
- Water temperature controlled by electronic sensor and can be selected as either temperature or power levels.
- Possibility of food re-generation thanks to electronic temperature control.
- Safety systems protect against overtemperature and can be manually reset.

### Construction

- 2 mm top in 1.4301 (AISI 304).
- Unit constructed according to DIN 18860\_2 with 20 mm drop nose top and 70 mm recessed plinth.
- Flat surface construction with minimal hidden areas to easily clean all surfaces
- IPX5 water resistance certification.
- Water basin in 1.4435 (AISI 316L) stainless steel is seamlessly welded into the top of the appliance.
- Internal frame for heavy duty sturdiness in stainless steel.

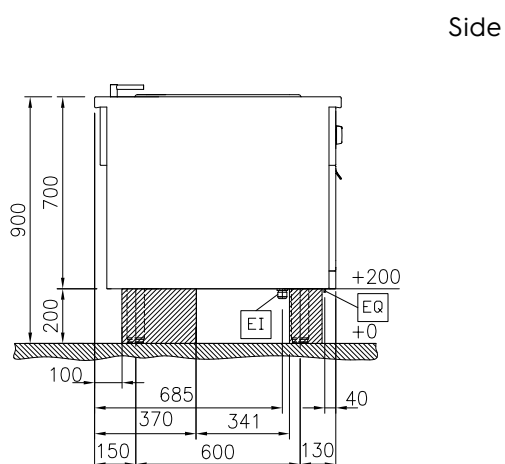
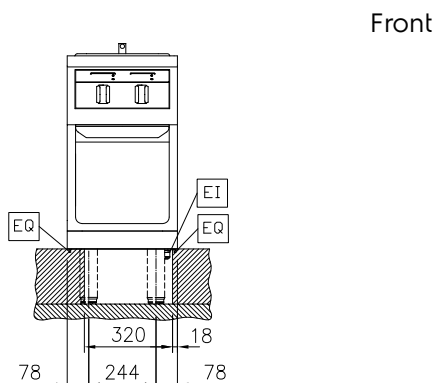
### Sustainability

- Standby function for energy saving and fast

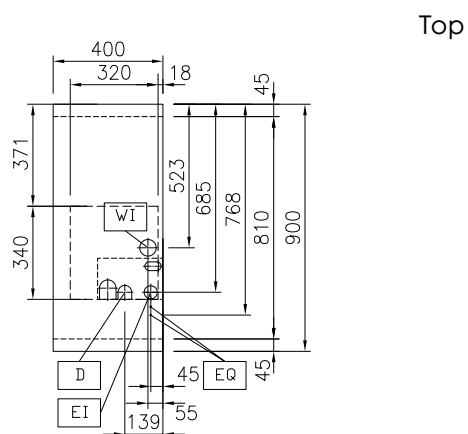
APPROVAL: \_\_\_\_\_

recovery of maximum power.

**Modular Cooking Range Line  
thermaline 90 - 20 lt Well Freestanding  
Electric Pasta Cooker, 1 Side, H=700**



D = Drain  
EI = Electrical inlet (power)  
EQ = Equipotential screw  
WI = Water inlet



## Electric

Supply voltage:	400 V/3N ph/50/60 Hz
Total Watts:	6 kW

## Water:

Incoming Cold/hot Water line size: 3/4"  
Drain line size: 1"

### Key Information:

<b>Number of wells:</b>	1
<b>Usable well dimensions (width):</b>	250 mm
<b>Usable well dimensions (height):</b>	330 mm
<b>Usable well dimensions (depth):</b>	400 mm
<b>Well capacity:</b>	18 lt MIN; 20 lt MAX
<b>Thermostat Range:</b>	40 °C MIN; 90 °C MAX
<b>External dimensions, Width:</b>	400 mm
<b>External dimensions, Depth:</b>	900 mm
<b>External dimensions, Height:</b>	700 mm
<b>Net weight:</b>	73 kg
<b>Configuration:</b>	On Base; One-Side Operated

## Sustainability

**Current consumption:** 8.7 Amps

### Optional Accessories

• Connecting rail kit, 900mm	PNC 912502	<input type="checkbox"/>	• Endrail kit, (12.5mm), for back-to-back installation, right	PNC 913252	<input type="checkbox"/>
• Stainless steel side panel, 900x700mm, freestanding	PNC 912512	<input type="checkbox"/>	• Endrail kit, flush-fitting, for back-to-back installation, left	PNC 913255	<input type="checkbox"/>
• Portioning shelf, 400mm width	PNC 912522	<input type="checkbox"/>	• Endrail kit, flush-fitting, for back-to-back installation, right	PNC 913256	<input type="checkbox"/>
• Portioning shelf, 400mm width	PNC 912552	<input type="checkbox"/>	• Side reinforced panel only in combination with side shelf, for freestanding units	PNC 913260	<input type="checkbox"/>
• Folding shelf, 300x900mm	PNC 912581	<input type="checkbox"/>	• Side reinforced panel only in combination with side shelf, for back-to-back installations, left	PNC 913275	<input type="checkbox"/>
• Folding shelf, 400x900mm	PNC 912582	<input type="checkbox"/>	• Side reinforced panel only in combination with side shelf, for back-to-back installation, right	PNC 913276	<input type="checkbox"/>
• Fixed side shelf, 200x900mm	PNC 912589	<input type="checkbox"/>	• Filter W=400mm	PNC 913663	<input type="checkbox"/>
• Fixed side shelf, 300x900mm	PNC 912590	<input type="checkbox"/>	• Stainless steel dividing panel, 900x700mm, (it should only be used between Electrolux Professional thermaline Modular 90 and thermaline C90)	PNC 913672	<input type="checkbox"/>
• Fixed side shelf, 400x900mm	PNC 912591	<input type="checkbox"/>	• Stainless steel side panel, 900x700mm, flush-fitting (it should only be used against the wall, against a niche and in between Electrolux Professional thermaline and ProThermetic appliances and external appliances - provided that these have at least the same dimensions)	PNC 913688	<input type="checkbox"/>
• Stainless steel front kicking strip, 400mm width	PNC 912630	<input type="checkbox"/>			
• Stainless steel side kicking strip left and right, freestanding, 900mm width	PNC 912657	<input type="checkbox"/>			
• Stainless steel side kicking strip left and right, back-to-back, 1810mm width	PNC 912663	<input type="checkbox"/>			
• Stainless steel plinth, freestanding, 400mm width	PNC 912954	<input type="checkbox"/>			
• Connecting rail kit: modular 90 (on the left) to ProThermetic tilting (on the right), ProThermetic stationary (on the left) to ProThermetic tilting (on the right)	PNC 912975	<input type="checkbox"/>			
• Connecting rail kit: modular 80 (on the right) to ProThermetic tilting (on the left), ProThermetic stationary (on the right) to ProThermetic tilting (on the left)	PNC 912976	<input type="checkbox"/>			
• 1 basket for 20lt pasta cooker	PNC 913036	<input type="checkbox"/>			
• Endrail kit, flush-fitting, left	PNC 913111	<input type="checkbox"/>			
• Endrail kit, flush-fitting, right	PNC 913112	<input type="checkbox"/>			
• 2 baskets for 20lt pasta cooker	PNC 913135	<input type="checkbox"/>			
• 4 baskets for 20lt pasta cooker	PNC 913136	<input type="checkbox"/>			
• 2 baskets for 20lt pasta cooker	PNC 913137	<input type="checkbox"/>			
• Support frame for 4 baskets for 20lt pasta cooker	PNC 913138	<input type="checkbox"/>			
• Lid for 20lt pasta cooker	PNC 913148	<input type="checkbox"/>			
• Endrail kit (12.5mm) for thermaline 90 units, left	PNC 913202	<input type="checkbox"/>			
• Endrail kit (12.5mm) for thermaline 90 units, right	PNC 913203	<input type="checkbox"/>			
• Stainless steel side panel, left, H=700	PNC 913222	<input type="checkbox"/>			
• Stainless steel side panel, right, H=700	PNC 913223	<input type="checkbox"/>			
• T-connection rail for back-to-back installations without backsplash	PNC 913227	<input type="checkbox"/>			
• Insert profile d=900	PNC 913232	<input type="checkbox"/>			
• Energy optimizer kit 14A - factory fitted	PNC 913244	<input type="checkbox"/>			
• Endrail kit, (12.5mm), for back-to-back installation, left	PNC 913251	<input type="checkbox"/>			